

Housing for the ECX-306/306I crystal is made from the same thermoplastic that is industry standard for integrated circuits. This ruggedized molded package is excellent for SMD applications.

FEATURES

- Low profile
- Long term stability
- Industry standard footprint
- Excellent shock resistance
- Excellent environmental characteristics
- Tape and Reel (3,000 pcs)

PART NUMBERING GUIDE "EXAMPLE"

	FREQUENCY	LOAD CAPACITANCE	PACKAGE TYPE**
ECS	- .327	- 12.5	- 17

** Package Type examples (-17= ECX-306, 17I= ECX-306I)

OPERATING CONDITIONS/ELECTRICAL CHARACTERISTICS

PARAMETERS		ECX-306/306I	UNITS
NOMINAL FREQUENCY	F ₀	32.768	KHz
LOAD CAPACITANCE	C _L	12.5 Standard (6.0 Optional)	pF
DRIVE LEVEL	D _L	1 max.	μW
CALIBRATION TOLERANCE	@ 25°C	±20	PPM
EQUIVALENT SERIES RESISTANCE	R ₁	50 max.	KΩ
TEMPERATURE COEFFICIENT		-0.040 PPM/°C ² max.	PPM/(ΔC°)
OPERATING TEMPERATURE RANGE	T _{OPR}	-10 ~ +60	°C
MAX. OPERATING TEMPERATURE RANGE		-40 ~ +85	°C
Q FACTOR	Q	50,000 min.	
TURNOVER TEMPERATURE	T _O	+25 ± 5	°C
STORAGE TEMPERATURE RANGE	T _{STG}	-55 ~ +125	°C
INSULATION RESISTANCE	IR	500MΩ min./ DC 100V	MΩ
SHUNT CAPACITANCE	C ₀	1.35 typical	pF
MOTIONAL CAPACITANCE	C ₁	0.003 pF typical	pF
AGING (FIRST YEAR)	Δf/f ₀	±3 PPM max. @ +25°C	PPM

PACKAGE DIMENSIONS (mm)

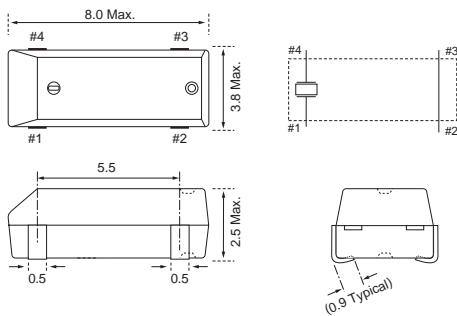


Figure 1) ECX-306 - Top, Side and End views with pin connections

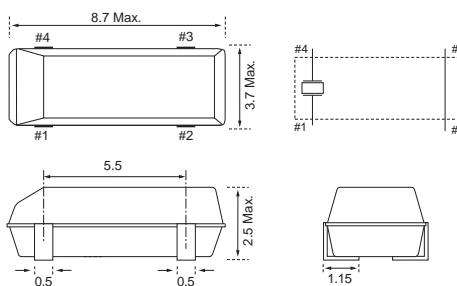


Figure 2) ECX-306I - Top, Side and End views with pin connections

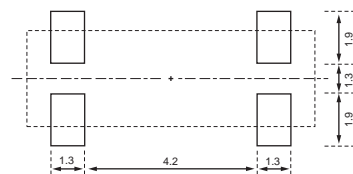
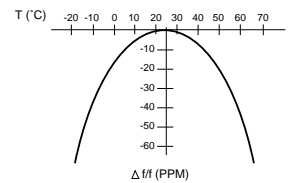


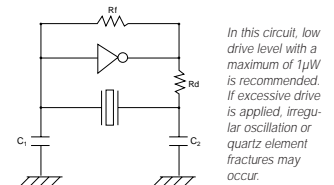
Figure 3) ECX-306/306I Land Pattern - Top view

PARABOLIC TEMPERATURE CURVE



To determine frequency stability, use parabolic curve. For example: What is the stability at 45°C?
 1) Change in T (°C) = 45 - 25 = 20°C
 2) Change in frequency = -0.04 PPM x (ΔT)²
 = -0.04 PPM x (20)²
 = -16.0 PPM

RECOMMENDED OSCILLATION CIRCUIT



In this circuit, low drive level with a maximum of 1μW is recommended. If excessive drive is applied, irregular oscillation or quartz element fractures may occur.

ELECTRICAL CHARACTERISTICS

IC: TC 4069P, Rf: 10MΩ
 Rd: 330KΩ (As required)
 C₁ = 22pF, C₂ = 22pF, V_{DD} = 3.0V